

ELEVATION WORKSTATION

Profile Systems | Spec Sheet



Elevation

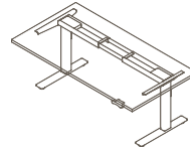
It's time to get moving.

The Elevation height-adjustable workstation and table system is here to expand your possibilities, with the flexibility to suit every requirement.

Elevation

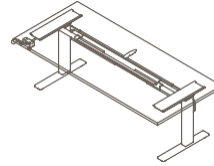
Electric

6–9



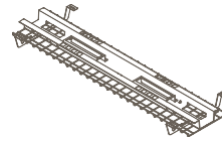
Manual

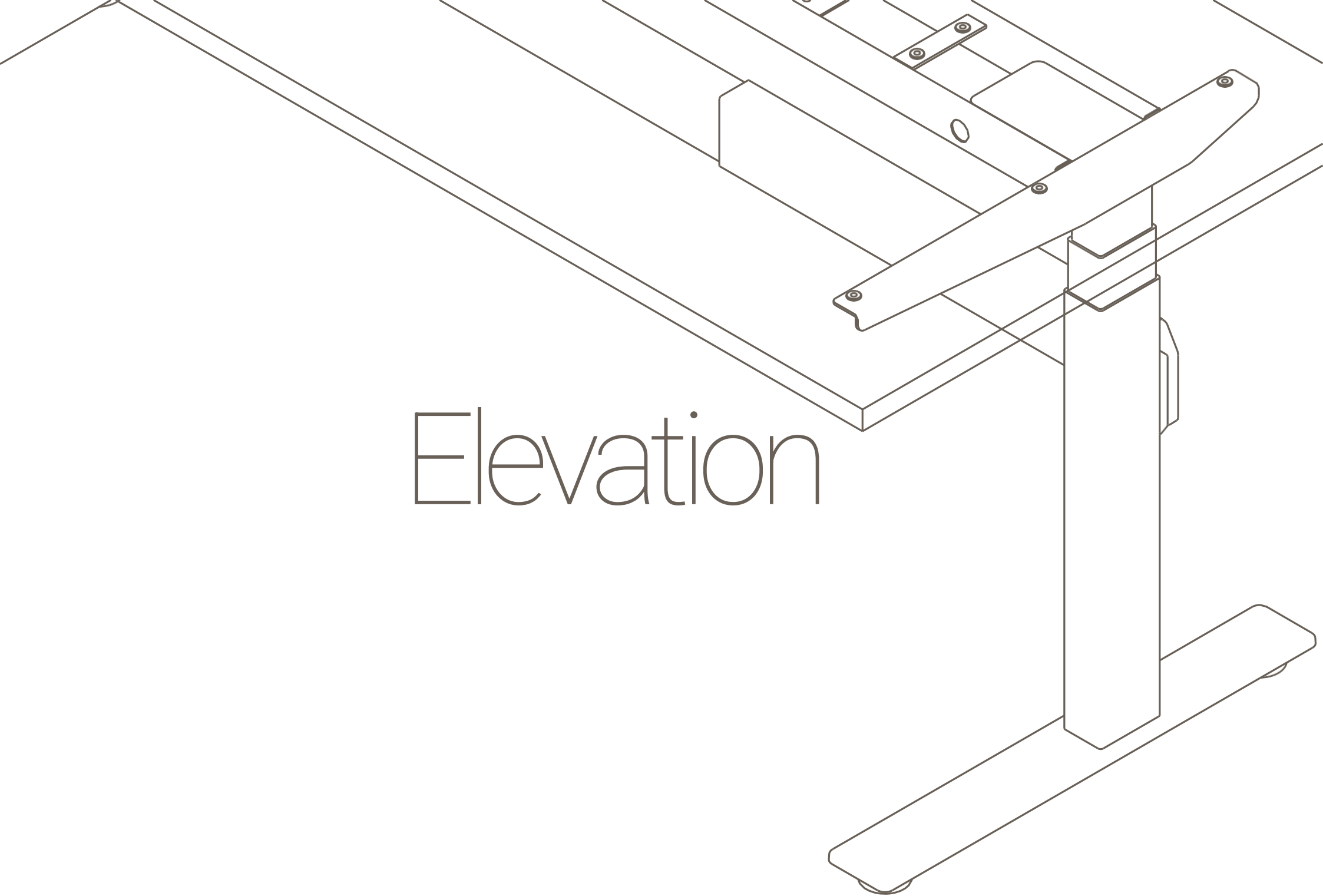
10–12



Accessories

13–16





Elevation

Elevation

General Features

Dimensions

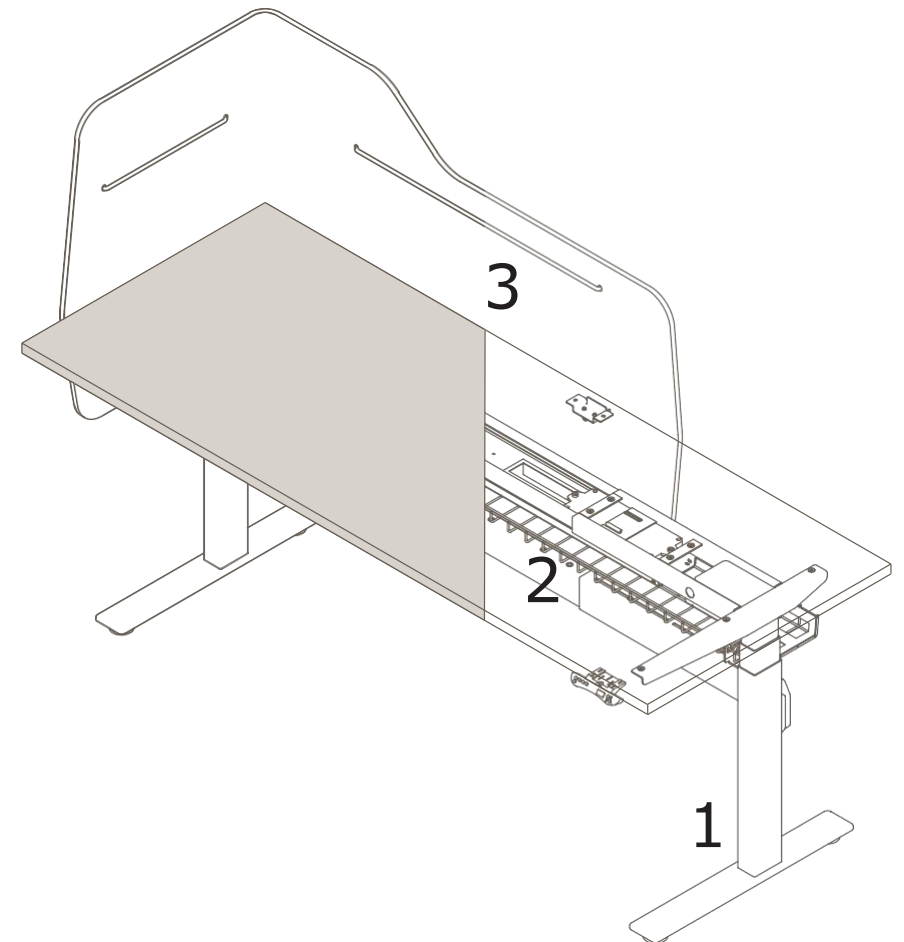
Minimum Height	625mm
Maximum Height (to underside of worktop)	1275mm

Function

- 4x Height Presets (handset programmable)

Warranty

Electric Frame	10yrs
Electrical Components	5yrs



Colours are representative only, please check with your Thinking Works consultant to view samples of any specific colour.

Elevation Finishes

1. Frame Powdercoat

Elevation steel and aluminium frame is available in Black, Silver and White powdercoat.



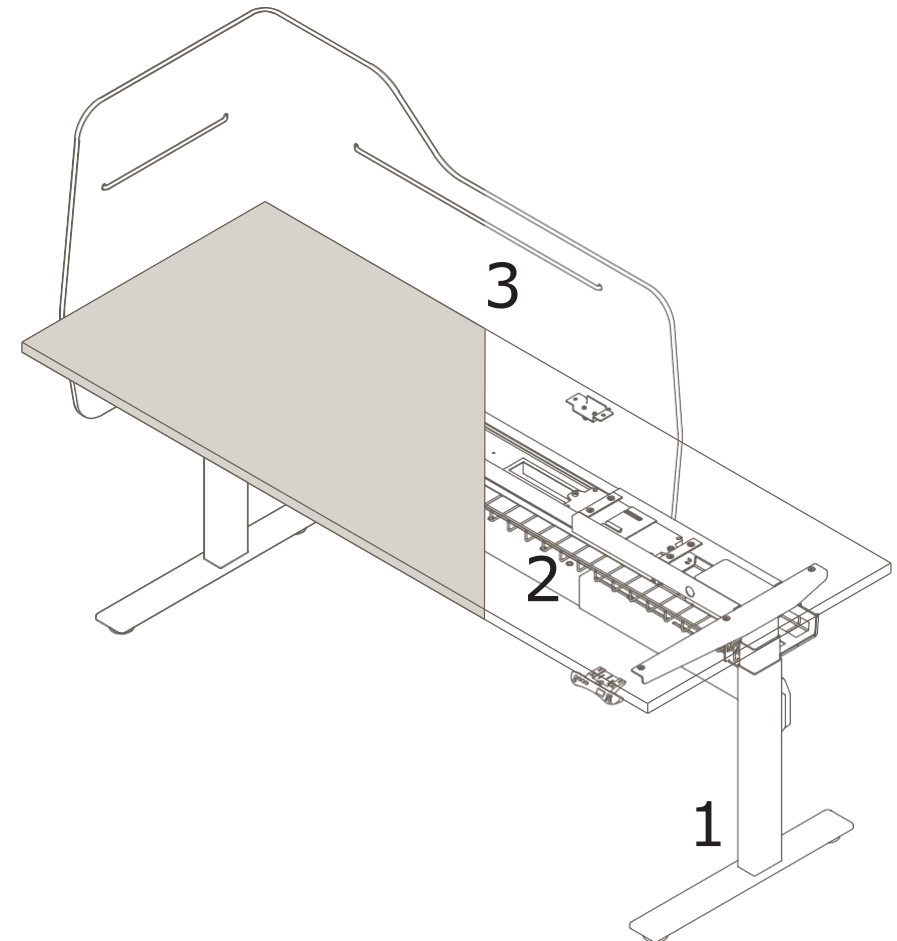
2. Cable Basket

Our cable management basket comes standard as Black powdercoat.



3. Acoustic Wrap Screen

Our unique mobile and reversible wrap screen is available in Light Grey and Dark Grey acoustic panel.



Colours are representative only, please check with your Thinking Works consultant to view samples of any specific colour.

Electric Single Sided

Materials Information

Leg & Foot Finish

Powdercoat Steel Leg & Foot

- a. White
- b. Silver
- c. Black

Frame Finish

Powdercoat Steel Frame

- a. White
- b. Silver
- c. Black

Controller Finish

Black Control Box & Handset

Additional Frame Cross-Beam

Optional for Electric Single Sided 1200-2100mmWP

Optional for Electric 90/120deg 1400-1800mmWP

Required for Electric 90/120deg 1801-2100mmWP

Height Range

600mm to 1250mm to underside of worktop

Travel Speed

35/mm per second

Glide Adjustment

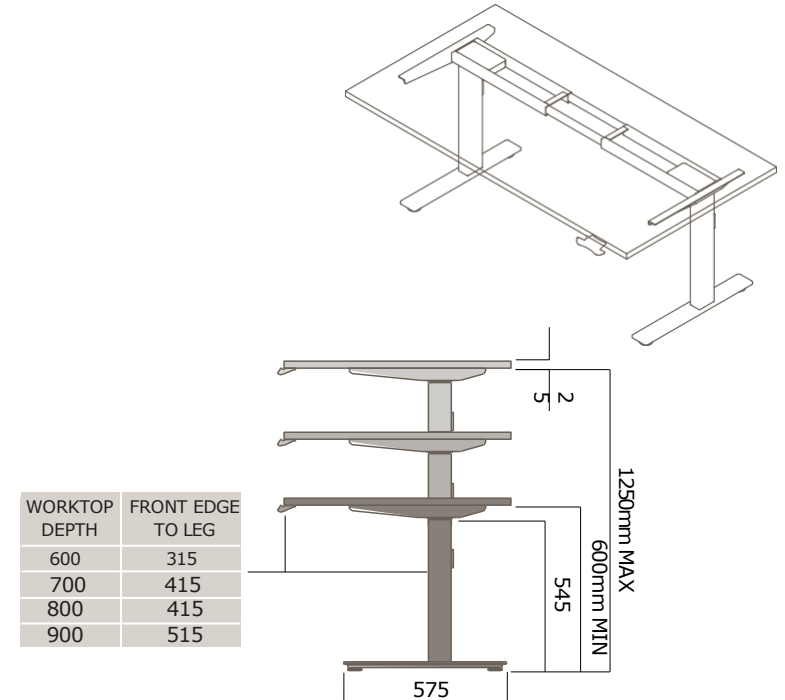
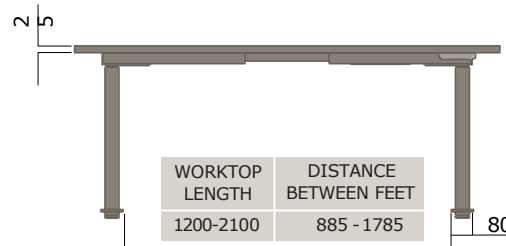
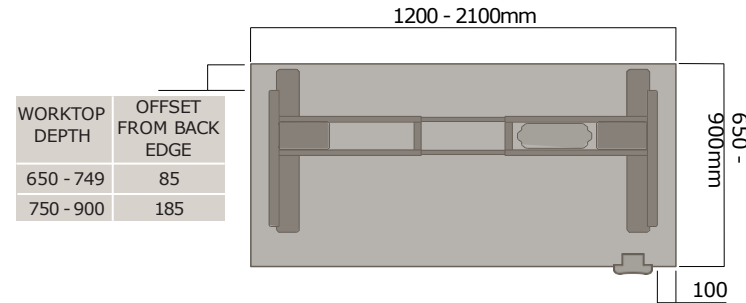
Plus or minus 5mm

Handset

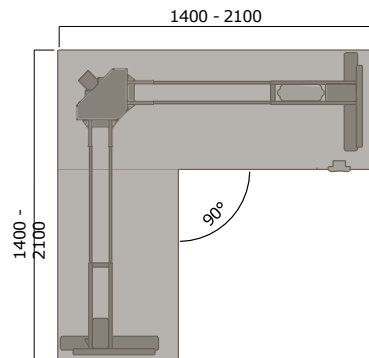
4 programmable height settings with electronic display

Maximum inc. worktop 100kg
 Maximum Point Load 30kg
 Seats 1

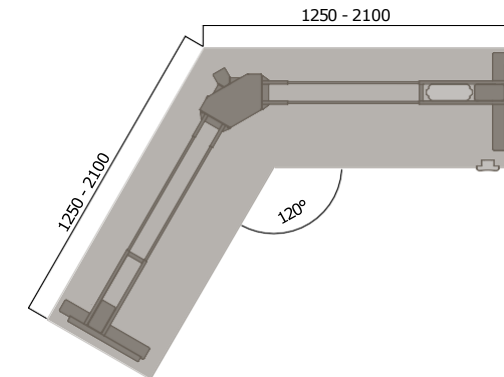
E2S-1000 1pax



E2S-1090 1pax 90deg



E2S-1120 1pax 120deg



Electric Double Sided

Materials Information

Leg & Foot Finish

Powdercoat Steel Leg & Foot

- a. White
- b. Silver
- c. Black

Frame Finish

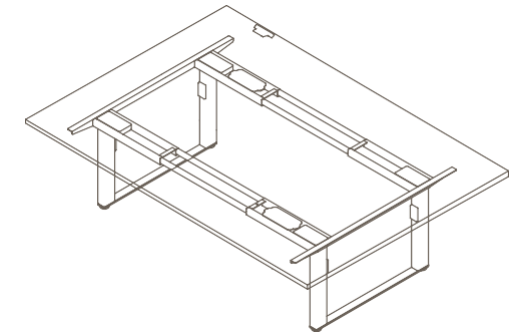
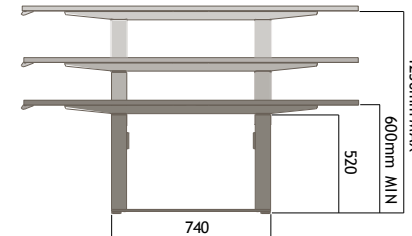
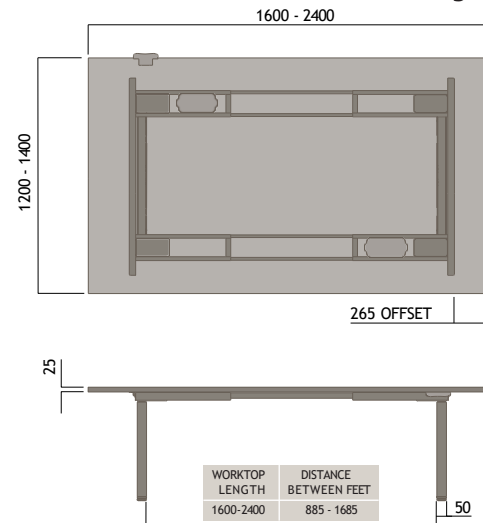
Powdercoat Steel Frame

- a. White
- b. Silver
- c. Black

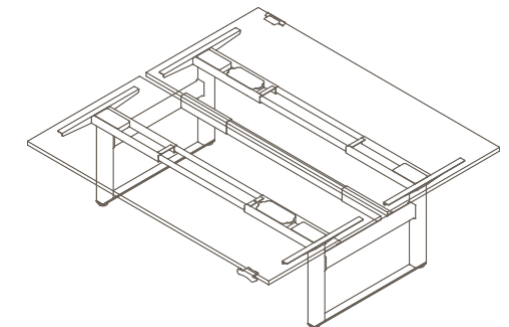
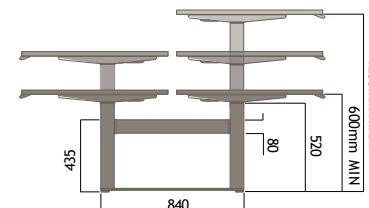
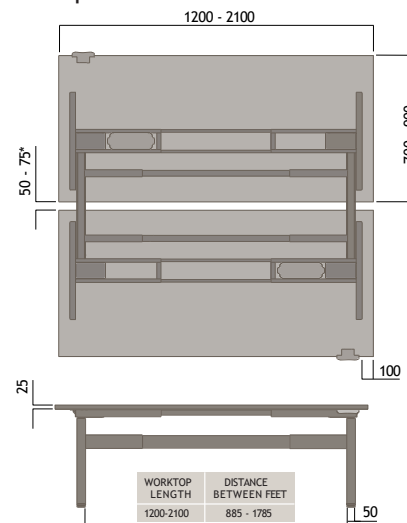
Controller Finish

Black Control Box & Handset

E2S-1050 Meeting Table



E2S-2000 2pax H-Frame



Height Range

600mm to 1250mm to underside of worktop

Travel Speed

35/mm per second

Glide Adjustment

Plus or minus 5mm

Handset

4 programmable height settings with electronic display

*Gap between worktop depending on screen thickness

Maximum inc. worktop 150kg
 Maximum Point Load 30kg
 Seats 2

Electric Double Sided

Materials Information

Leg & Foot Finish

Powdercoat Steel Leg & Aluminium Foot

- a. White
- b. Silver
- c. Black

Frame Finish

Powdercoat Steel Frame

- a. White
- b. Silver
- c. Black

Controller Finish

Black Control Box & Handset

Height Range

600mm to 1250mm to underside of worktop

Travel Speed

35/mm per second

Glide Adjustment

Plus or minus 5mm

Handset

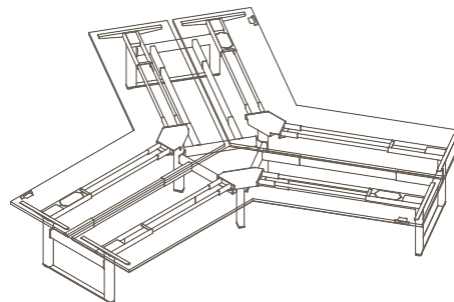
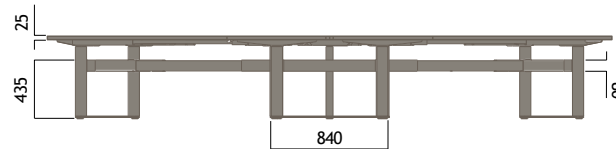
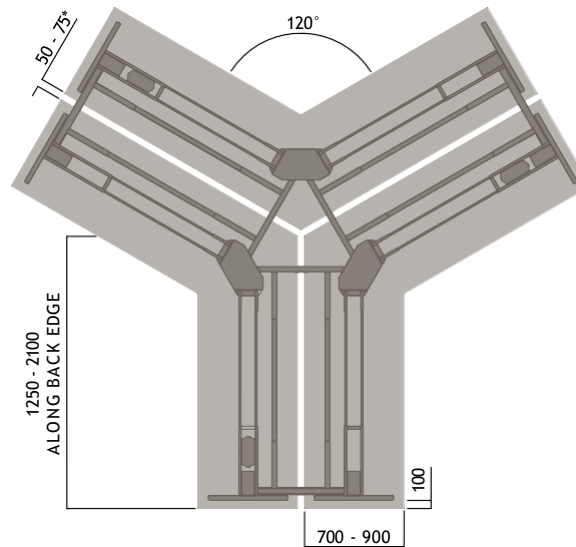
4 programmable height settings with electronic display

*Gap between worktop depending on screen thickness

Maximum inc. worktop 150kg
Maximum Point Load 30kg
Seats 3-4

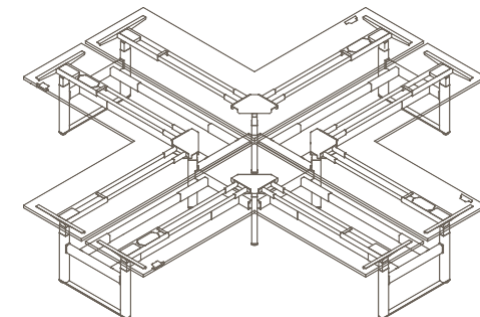
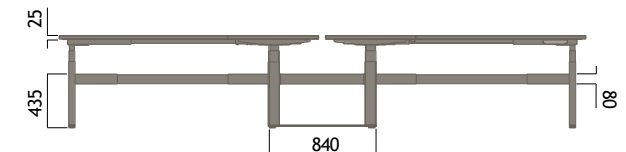
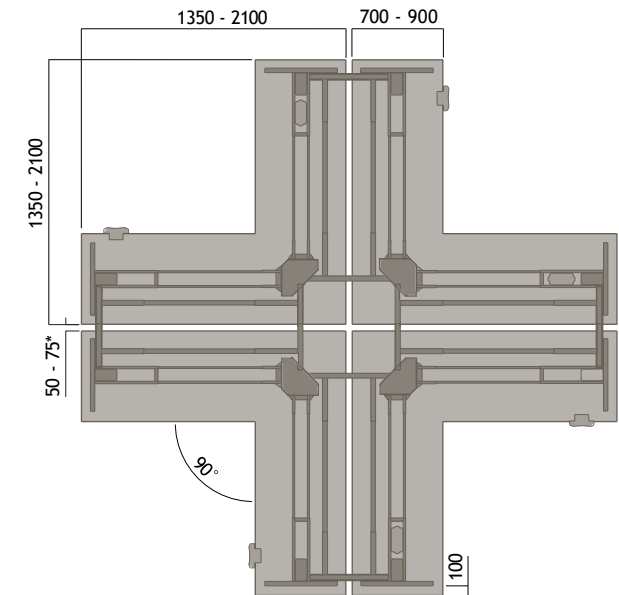
E2S-3000 3pax

120deg H-Frame



E2S-4000 4pax

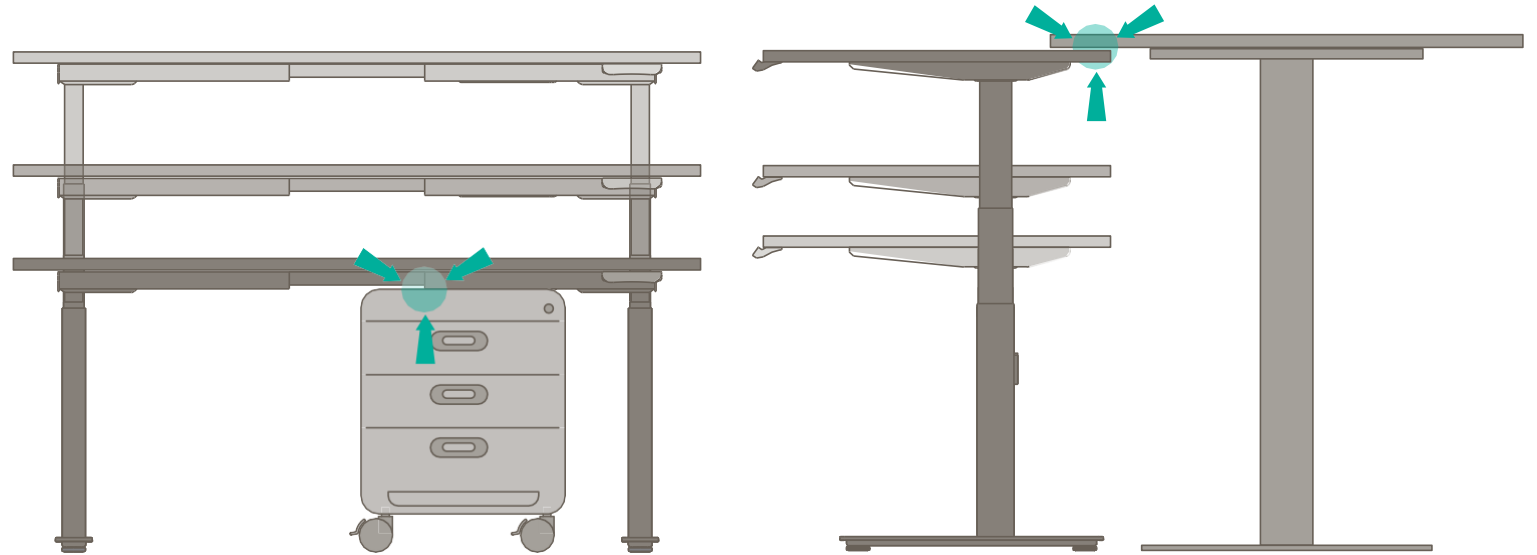
90deg H-Frame



Electric Safety Features

Impact Stop

- Impact Stop system minimises damage to Electric Height Adjustable frames from contact with objects obstructing the path of movement
- Impact Stop initiates while frame is lowering or raising, when 1second of resistance from an obstruction is detected.
- When resistance is detected, desk will automatically stop then move 50mm in opposite direction in order to clear obstruction.



Manual Single Sided

Materials Information

Leg & Foot Finish

Powdercoat Steel Leg & Foot

- a. White
- b. Silver
- c. Black

Frame Finish

Powdercoat Steel Frame

- a. White
- b. Silver
- c. Black

Winder Finish

Black Plastic Winder Handle

Height Range

585mm to 885mm to underside of worktop

Travel

Winder (left or right position)

OR

Technician Adjustable (Winder frame with handle removed)

Travel Speed

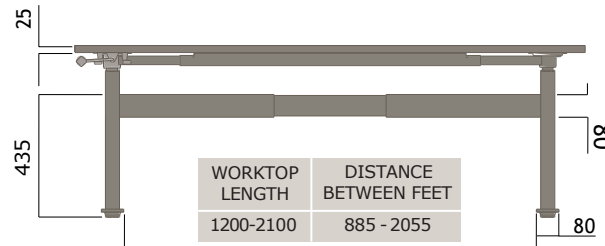
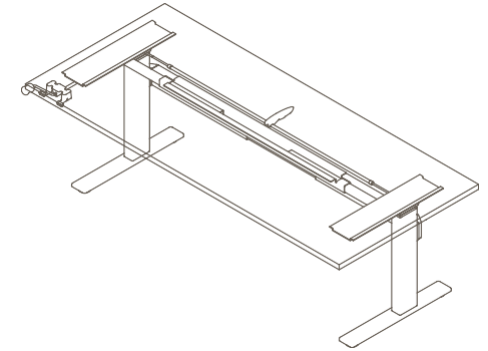
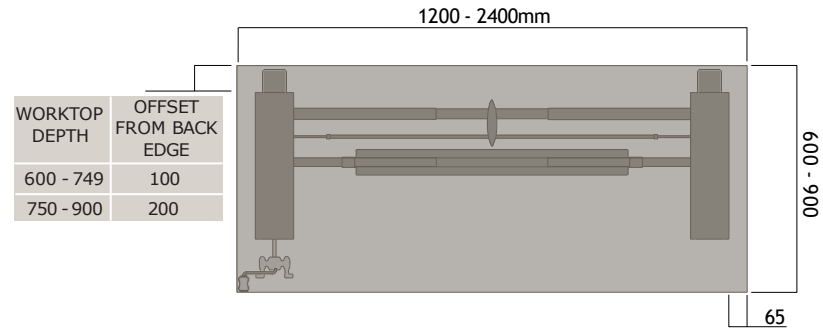
2.5/mm per turn, 145 turns from 585mm to 885mm

Glide Adjustment

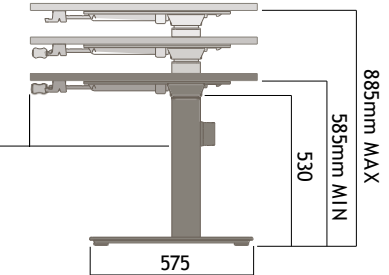
Plus or minus 5mm

Maximum inc. worktop 100kg
Maximum Point Load 30kg
Seats 1

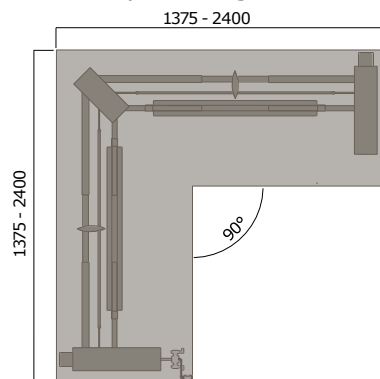
E2-1000 1pax



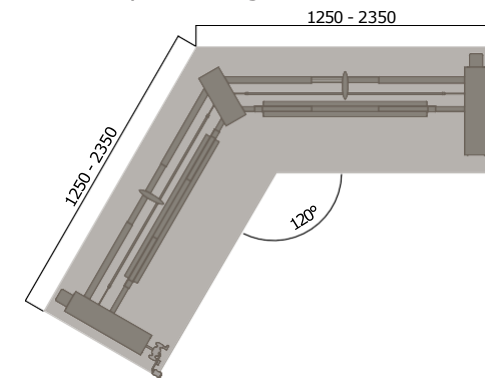
WORKTOP DEPTH	FRONT EDGE TO LEG
600	295
700	395
800	395
900	495



E2-1090 1pax 90deg



E2-1120 1pax 120deg



Manual Double Sided

Materials Information

Leg & Foot Finish

Powdercoat Steel Leg & Aluminium Foot

- a. White
- b. Silver
- c. Black

Frame Finish

Powdercoat Steel Frame

- a. White
- b. Silver
- c. Black

Winder Finish

Plastic Winder Handle

- a. Black

Height Range

585mm to 885mm to underside of worktop

Travel

Winder (left or right position)

OR

Technician Adjustable (Winder frame with handle removed)

Travel Speed

2.5/mm per turn, 145 turns from 585mm to 885mm

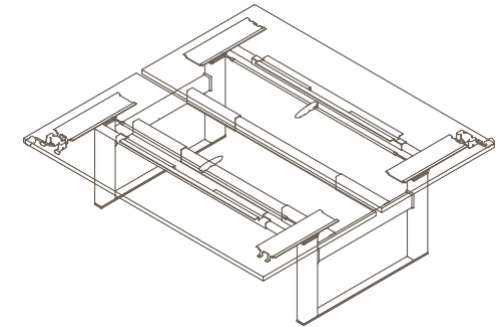
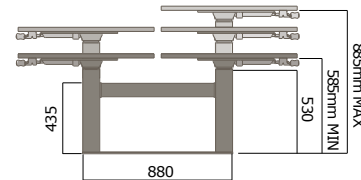
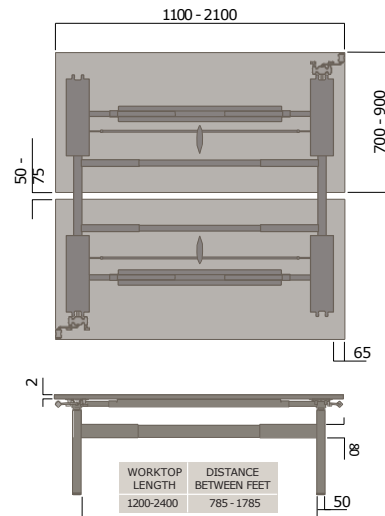
Glide Adjustment

Plus or minus 5mm

Maximum inc. worktop 100kg
 Maximum Point Load 30kg
 Seats 2

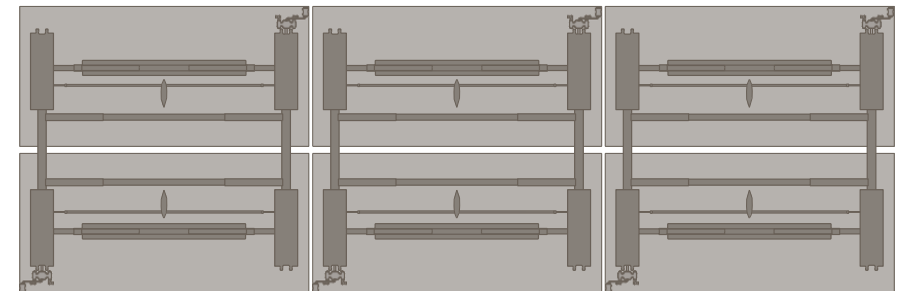
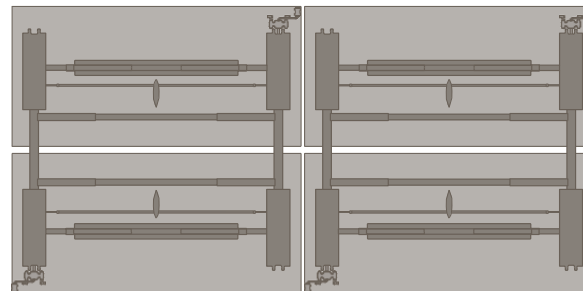
E2-2000 2pax

H-Frame



4 pax Configuration - 2x E2-2000

6 pax Configuration - 3x E2-2000



Manual Double Sided

Materials Information

Leg & Foot Finish

Powdercoat Steel Leg & Aluminium Foot

- a. White
- b. Silver
- c. Black

Frame Finish

Powdercoat Steel Frame

- a. White
- b. Silver
- c. Black

Winder Finish

Plastic Winder Handle

- a. Black

Height Range

585mm to 885mm to underside of worktop

Travel

Winder (left or right position)

OR

Technician Adjustable (Winder frame with handle removed)

Travel Speed

2.5/mm per turn, 145 turns from 585mm to 885mm

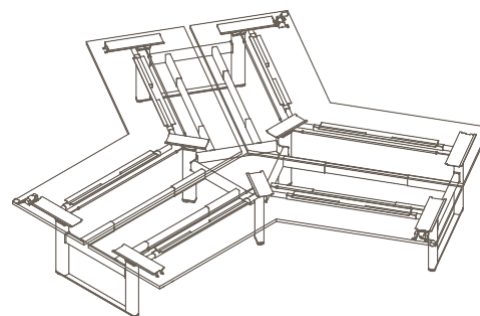
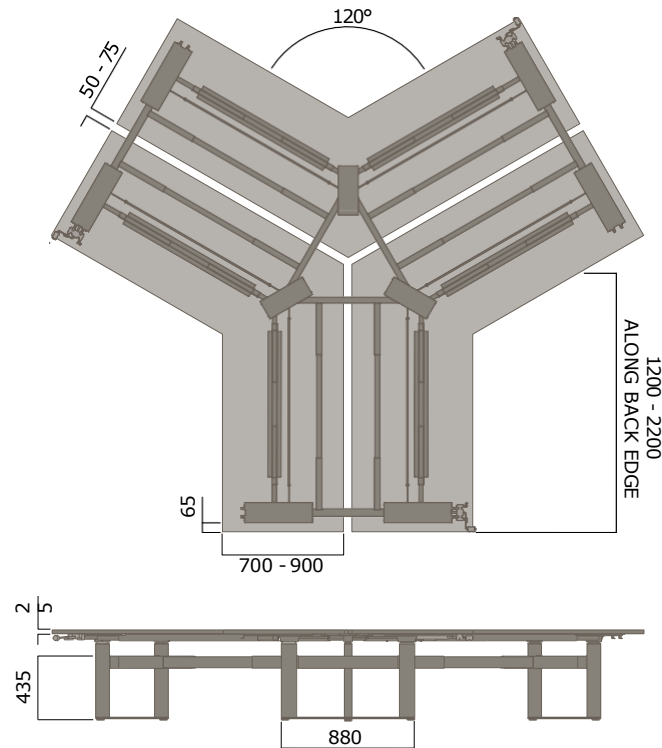
Glide Adjustment

Plus or minus 5mm

Maximum inc. worktop 100kg
Maximum Point Load 30kg
Seats 3-4

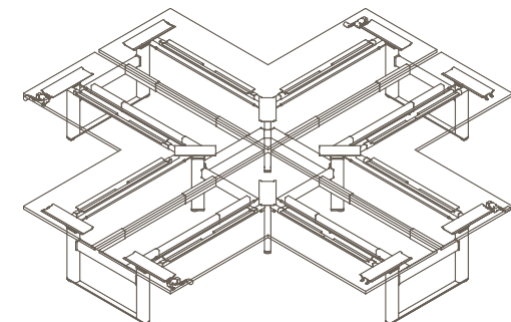
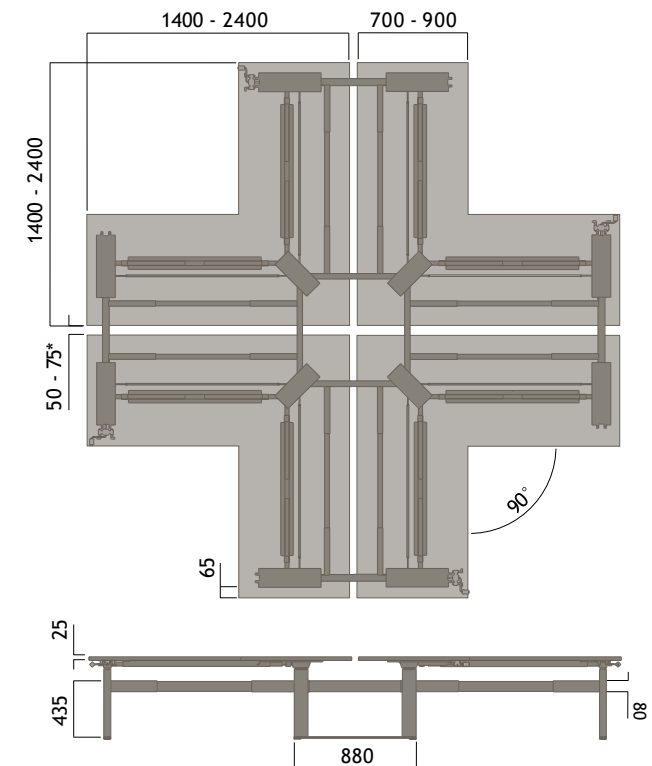
E2-3000 3pax

120deg H-Frame



E2-4000 4pax

90deg H-Frame



Accessories

Cable Management

Materials Information

Cable Basket

Wire Cable Basket

a. Black Powdercoat

Steel Segregation Gutter/Worktop Brackets

a. Black Powdercoat

Black Plastic Basket Hook

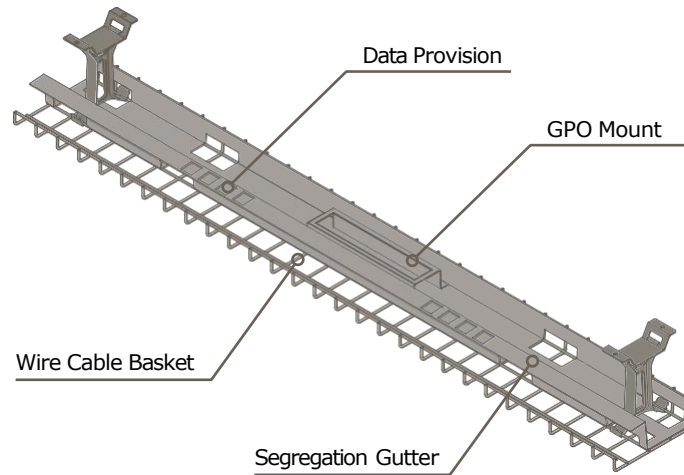
Cross Beam

Powdercoat Steel Cross Beam

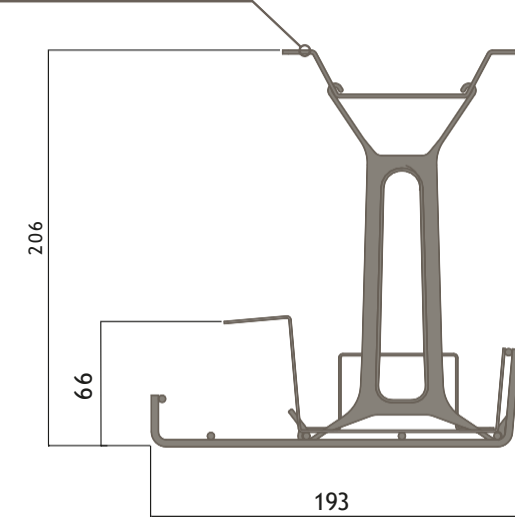
- a. White - to match frame
- b. Silver - to match frame
- c. Black - to match frame

E2-1100 Series

Mobile Single Sided Cable Basket

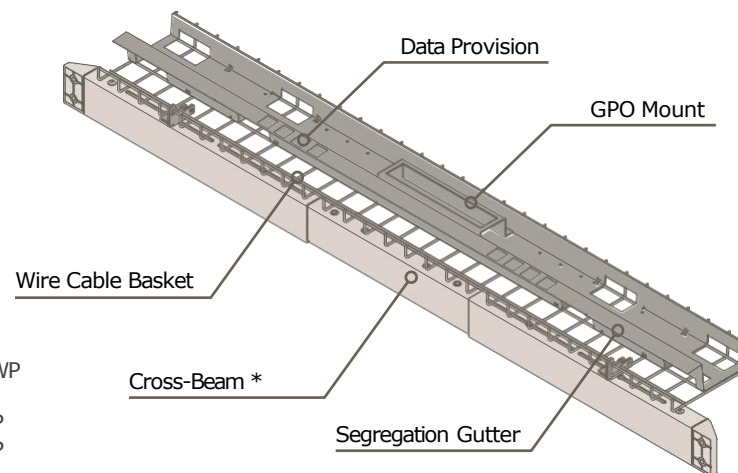


Worktop Mount Bracket



E2-1100 Series

Static Single Sided Cable Basket



195

110

Cross-Beam Mount Bracket

*Additional Frame Cross-Beam

Optional for Electric Single Sided 1200-2100mmWP

Optional for Electric 90/120deg 1400-1800mmWP

Required for Electric 90/120deg 1801-2100mmWP

Required for Static Cable Basket Configuration

Accessories

Cable Management

Materials Information

Cable Basket

Wire Cable Basket

a. Black Powdercoat

Steel Segregation Gutter/Worktop Brackets

a. Black Powdercoat

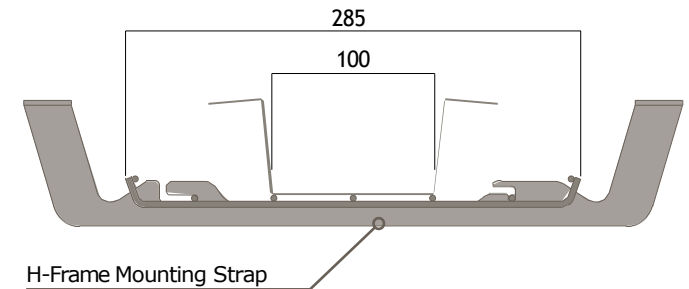
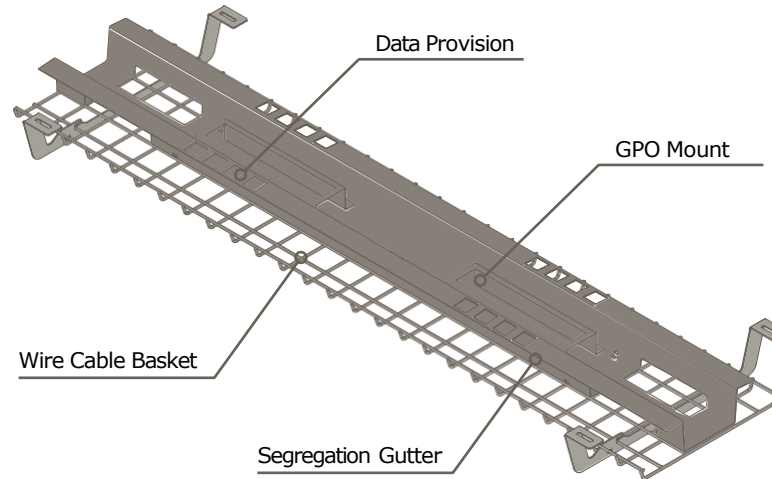
Black Plastic Basket Hook

Cable Umbilical

Black Plastic Umbilical

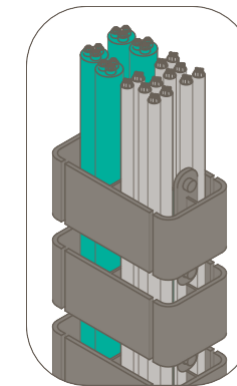
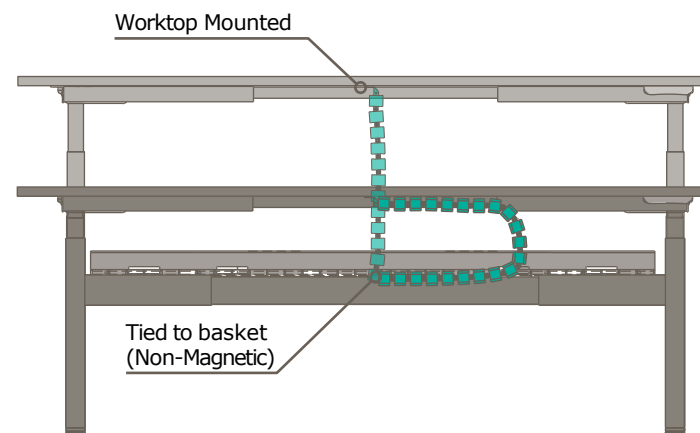
E2-2100 Series

Static Double Sided Cable Basket

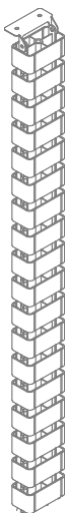


WSA-E-1120

900mm Cable Umbilical



Umbilical Capacity
 4 x 12mm 20amp power cable
 12x 6mm Cat 5 / Cat 6 data cable



Accessories

Generic Screen Brackets

Materials Information

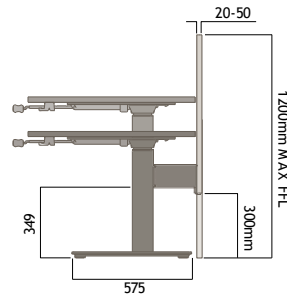
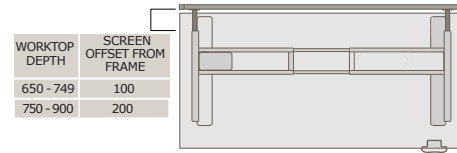
Screen Bracket Kit

Powdercoat Steel Screen Brackets

- a. White - to match frame
- b. Silver - to match frame
- c. Black - to match frame

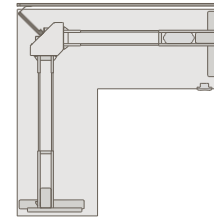
E2-6050 Series

1pax Single Sided Config.

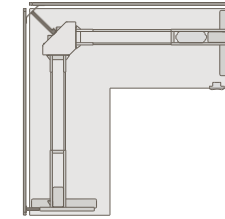


Screen Bracket Kits

1x Screen Config. - 1pax 90deg



2x Screen Config. - 1pax 90deg



1x Screen Config. - 1pax 120deg

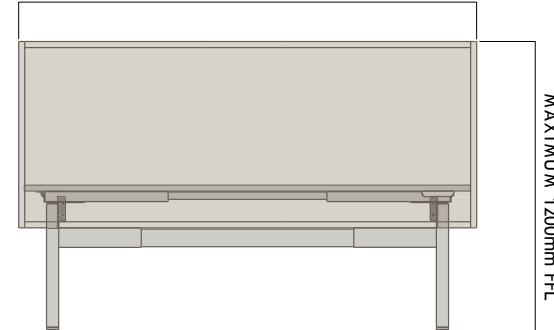


2x Screen Config. - 1pax 90deg

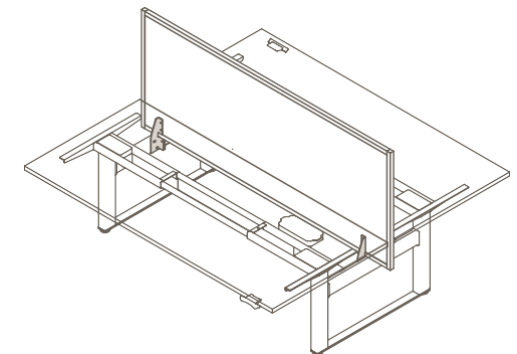
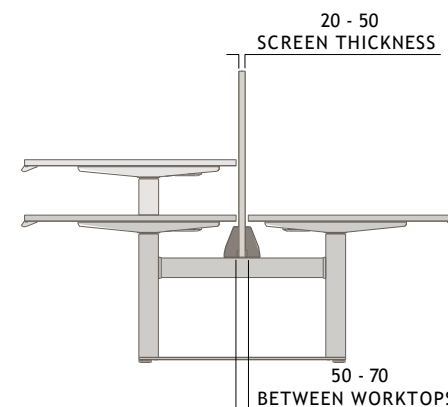


E2-6060

SCREEN LENGTH = WORKPOINT LENGTH + 30mm*



H-Frame Screen Brackets



*30mm is minimum recommended spacing between worktops for adequate "finger gap"

Accessories

Wrap Screens

Materials Information

Wrap Screen

Wrap Screen Acoustic Panel

- a. Light Grey
- b. Dark Grey

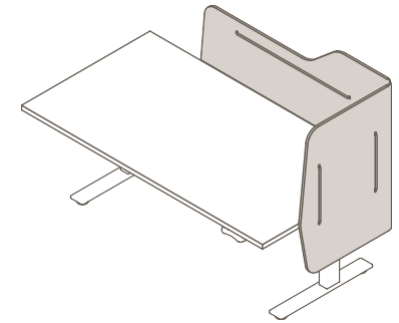
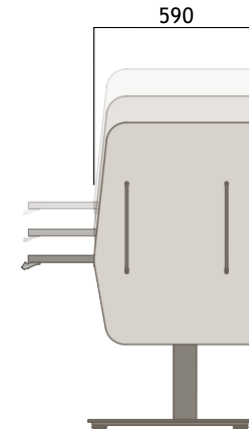
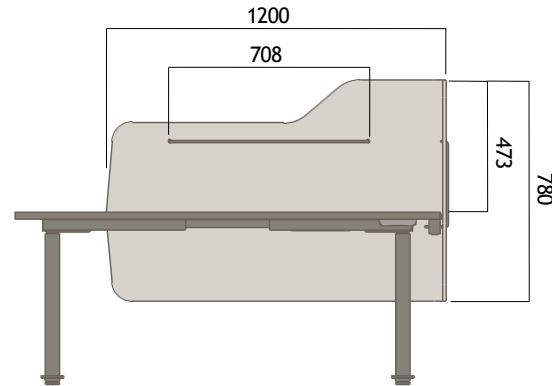
Wrap Screen Rod & Bracket

Powdercoat Steel Screen Brackets

- a. Light Grey
- b. Dark Grey (to match Acoustic Panel)
- c. Other Colour

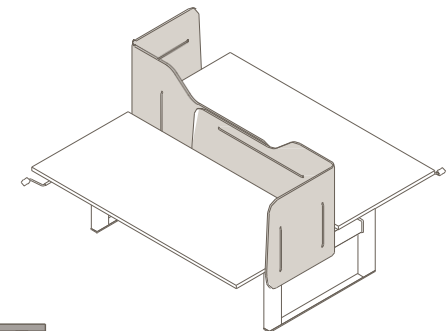
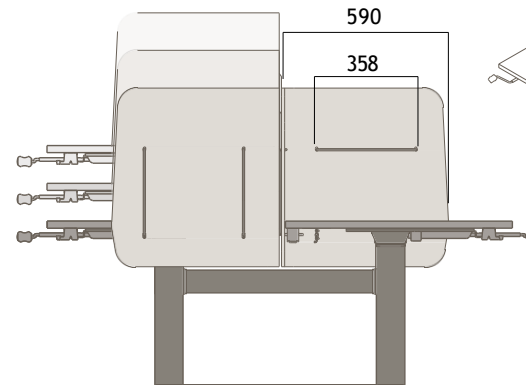
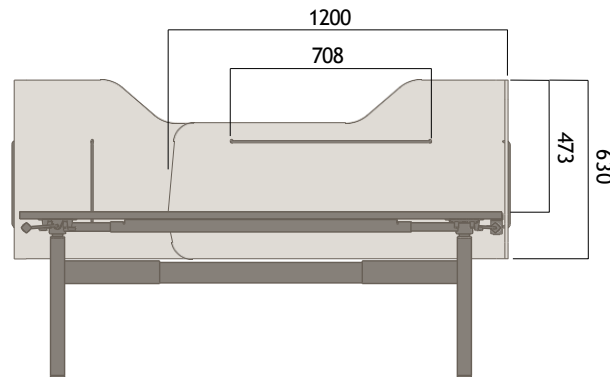
E2-6061

Single Sided Acoustic Screen



E2-6062

Back to Back Acoustic Screen





GENERAL INFO & TERMS

PROFILE SYSTEMS GUARANTEE

Profile Systems provides warranty policies on products that specify a warranty period. The warranty period commences on the date of delivery.

PROFILE SYSTEMS CERTIFICATION

Profile Systems continually strive to reduce the environmental impact of all products we offer. For many years, Profile Systems has been working with dedicated suppliers and manufacturers who conform to the ISO14001 standard. This standard is used worldwide to assess business environmental management systems in order to ensure wood products originate from responsibly managed forests.

In line with this, we have created an internal product stewardship program, which directly aligns with our manufacturing partners who are ISO 14001 certified and accredited with GreenGuard, BIFMA, GECA, AFRDI, Greentick, FSC, VOC certifications or equivalent.

Additionally, we endeavour to recycle all product packaging and strive to recycle and re-home furniture utilising our End of Life Policy.

PROFILE SYSTEMS QUALITY

Thanks to our established quality requirements and control management of production processes, Profile Systems can guarantee excellent quality, long life and durability.

PROFILE SYSTEMS FABRICS

The shades of fabric swatches found in this document cannot be reproduced exactly to what is seen on digital or printed paper. Profile Systems is entitled to make modifications at any time or without any prior notice.

PROFILE SYSTEMS LEAD TIMES

Is measured from the receipt of approved shop drawings, an official purchase order, and payment of the deposit invoice. Lead times exclude weekends, public holidays, and RDOs. Lead time is subject to specified fabrics/laminate/timber finishes being in stock and readily available at receipt of order confirmation. Profile Systems reserves the right to extend our lead-time if materials are not readily available.

PROFILE SYSTEMS MAINTENANCE

If you have any queries in regards to our general maintenance practices, or you have a product matter you need to discuss, please send us an email with images to sales@profilesystems.com.au

CONTACT

For further enquiries / to order:

sales@profilesystems.com.au

1800 788 755

www.profilesystems.com.au



LOCATIONS

HEAD OFFICE

Unit 8, 25 Frenchs Forest Rd. E
Frenchs Forest, NSW 2086
Australia

NSW SHOWROOM

Level 3, 60 Reservoir St
Surry Hills, NSW 2010
Australia

VIC SHOWROOM

Unit 1, 35-47 Hood St
Airport West, VIC 3042
Australia

CANBERRA SHOWROOM

Unit 1, Building 1, 26 Ipswich St
Fyshwick, ACT 2609 Australia

SYDNEY PO BOX

P.O. BOX 461
Collaroy Beach, NSW 2097 Australia